



### District Report Card: 2017


<b>State:</b> Uttarakhand	<b>District:</b> Chamoli
<b>Class:</b> 3	<b>Subject:</b> Language
<b>Schools:</b> 61	<b>Students:</b> 507


### Participation/Coverage


#### Students

<div>GENDER</div> <div></div>	Boys		Girls	
	Number	%	Number	%
	249	49.11	258	50.89

<div>AREA</div> <div></div>	Rural		Urban	
	Number	%	Number	%
	471	92.90	36	7.10

<div>CATEGORY</div> <div></div>	SC		ST		OBC		GEN	
	Number	%	Number	%	Number	%	Number	%
	169	33.33	1	0.20	2	0.39	335	66.07

<div>CWSN</div> <div></div>	LD	VI	HI	S&LD	ID	Oth
	0	1	0	0	0	0

<div>Management</div> <div></div>	Government		Government-aided	
	Number	%	Number	%
	507	100.00	0	0.00

### Average Performance of Students in Language (%)

Overall	Gender		Area		Management		Social Group			
	Male	Female	Rural	Urban	Govt.	Aided	SC	ST	OBC	GEN
67.90	68.57	67.26	68.52	59.81	67.90	0.00	64.93	33.33	80.00	69.43

## Performance on Learning Outcomes (LOs)

Learning Outcomes	Description	Average Performance(%)
L304	Reads small texts with comprehension i.e., identifies main ideas, details, sequence and draws conclusions	68.07
L312	Reads printed scripts on the classroom walls: poems, posters, charts etc.	67.57

Range of Performance of Students who Answered Correctly							
Below 30%		30% - 50%		50% - 75%		Above 75%	
Number	%	Number	%	Number	%	Number	%
32	6.31	73	14.40	197	38.86	205	40.43

## Lowest Performing Learning Outcomes (LOs)

1 - Reads printed scripts on the classroom walls: poems, posters, charts etc. (67.57)

2 - Reads small texts with comprehension i.e., identifies main ideas, details, sequence and draws conclusions (68.07)